

Dial pressure gauge

The dial pressure gauges are specially conceived for the measurement of low pressures ranging in mbar, according to EN 837-3 or high pressure in bar.

They are suitable to be used on natural gas combustion systems and to measure pressure of non-corrosive fluids at the gaseous state.

They are available with 1/4" - 3/8" - 1/2" radial male connection and with 63 - 80 and 100 mm dial diameter size.

The standard version is equipped with dual scale in mbar and in H₂O mm.



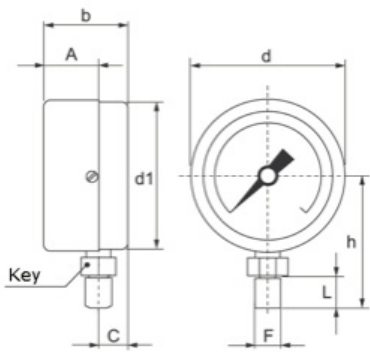
TECHNICAL FEATURES

Ambient temperature	From -10 °C to + 60 °C
Fluid max. Temperature	+60 °C
Indicating accuracy	+/- 1,6%
Overpressure	Not allowed
Thermal drift	With respect to a temperature of 20°C +0,5% every 10 °C temperature rise - 0,5% every 10 °C temperature drop
Enclosure	IP 32 according to IEC 529
Sensitive element	Phosphor bronze capsule
Case	Opaque black steel
Dial	White aluminium with graduation and black-red numeration
Transparent [cover plate]	Glass [plexiglas for 63 mm diam. dials]
Pointer	Oxidized black aluminium
Connection pin	OT 58

FEATURES

- Glycerine pressure gauges available
- Back side connection available
- Max operating pressure must not exceed 75% of the max. pressure value

DIMENSIONS



Overall dimensions (mm)


DN	F	L	h	A	Key	b	d	d1	C
63	1/4" Gas	15	53	14	Ex. 17	30	63	62	14
80	3/8" Gas	15	75	25	Ex. 22	41	81	80	17
100	1/2" Gas	20	82	25	Ex. 24	42	101	100	17

Dial	Scale in mbar							
∅ 63 mm	0 - 25	0 - 40	0 - 60	0 - 100	0 - 160	0 - 250	0 - 400	0 - 600
∅ 80 mm	0 - 25	0 - 40	0 - 60	0 - 100	0 - 160	0 - 250	0 - 400	0 - 600
∅ 100 mm	0 - 25	0 - 40	0 - 60	0 - 100	0 - 160	0 - 250	0 - 400	0 - 600

Dial	Scale in bar				
∅ 63 mm	0 - 1	0 - 2,5	0 - 4	0 - 6	0 - 10
∅ 80 mm	0 - 1	0 - 2,5	0 - 4	0 - 6	0 - 10
∅ 100 mm	0 - 1	0 - 2,5	0 - 4	0 - 6	0 - 10

MODELS

M = Pressure gauges



Size

- A** = ∅ 100 mm
- B** = ∅ 80 mm
- C** = ∅ 63 mm




Scale in mbar

- 0-25** = 0-25 mbar
- 0-40** = 0-40 mbar
- 0-60** = 0-60 mbar
- 0-100** = 0-100 mbar
- 0-160** = 0-160 mbar
- 0-250** = 0-250 mbar
- 0-400** = 0-400 mbar
- 0-600** = 0-600 mbar

Scale in bar

- 0-1B** = 0-1 bar
- 0,2,5B** = 0-2,5 bar
- 0-4B** = 0-4 bar
- 0-6B** = 0-6 bar
- 0-10B** = 0-10 bar



Size

- P** = Back side connection
- G** = Glycerine



All the reported data are subject to be changed without notice.

from 140918

econex

Econex s.r.l. - Via Francesco De Sanctis, 53 - I-20141 Milano
Tel. +39 0289502912 - Fax +39 028463084 - www.econex.it - info@econex.it