

Butterfly valve of high temperature series VF/MM

Butterfly valves of series VF/MM are suitable for application in industrial plants for the regulation of hot air or fumes up to temperature of 1000 °C.

Field of application might be incineration plants, air treatment, thermal combustion plants, power plants, furnaces, etc.

The VF/MM are manufactured in carpentry and the selection among various construction materials, type of flanges (weld ends, wafer and double flanged) can satisfy the demand for any kind of application.



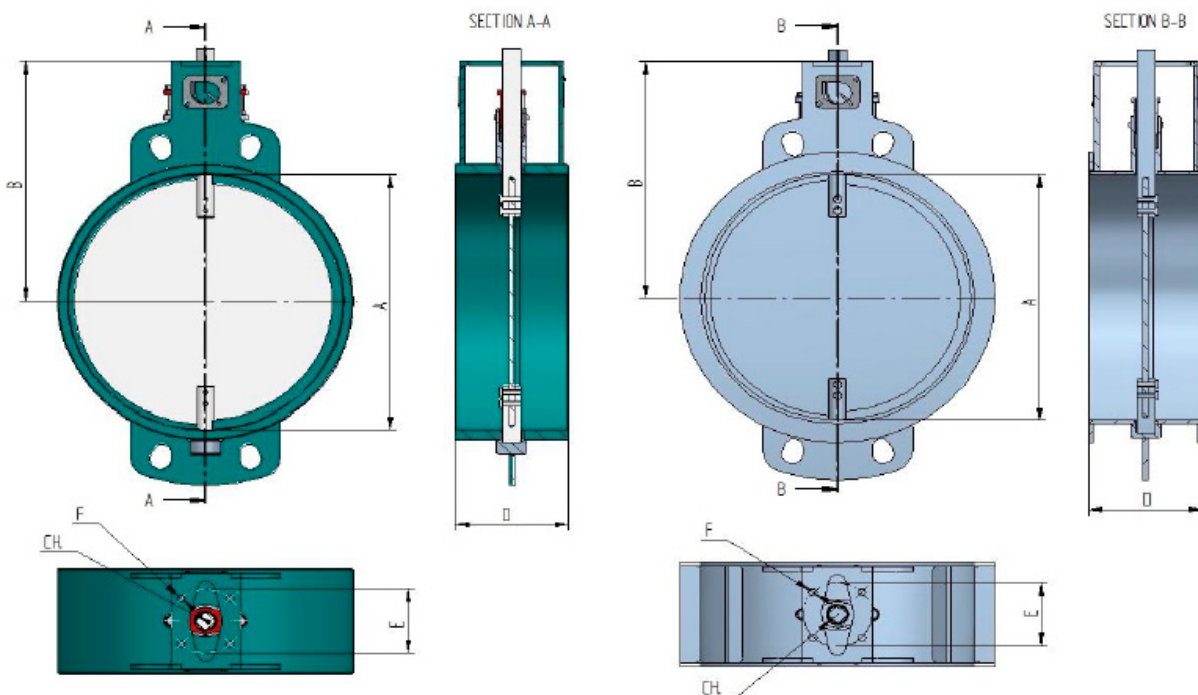
TECHNICAL FEATURES

Valve body	Carbon steel up to 300°C - AISI 316 up to 600 °C - AISI 310 up to 1000 °C
Shaft sealing	PTFE or Graphite braid packing
Flanges	Weld ends, wafer, flanged PN16 or double flanged
Size	DN250 ÷ DN1000
Max pressure	3 bar
Standard leakage	CLASS II-III 0,5 / 0,1 % kvs (valves with landing bar)

FEATURES

- Free shaft butterfly valve or equipped with hand wheel
- Butterfly valves can be motorized with electrical actuator or pneumatic actuator
- Various leakage class up to class III tight
- Available by-pass valves, 3 ways
- Available dumper for high temperature with single or multi blade

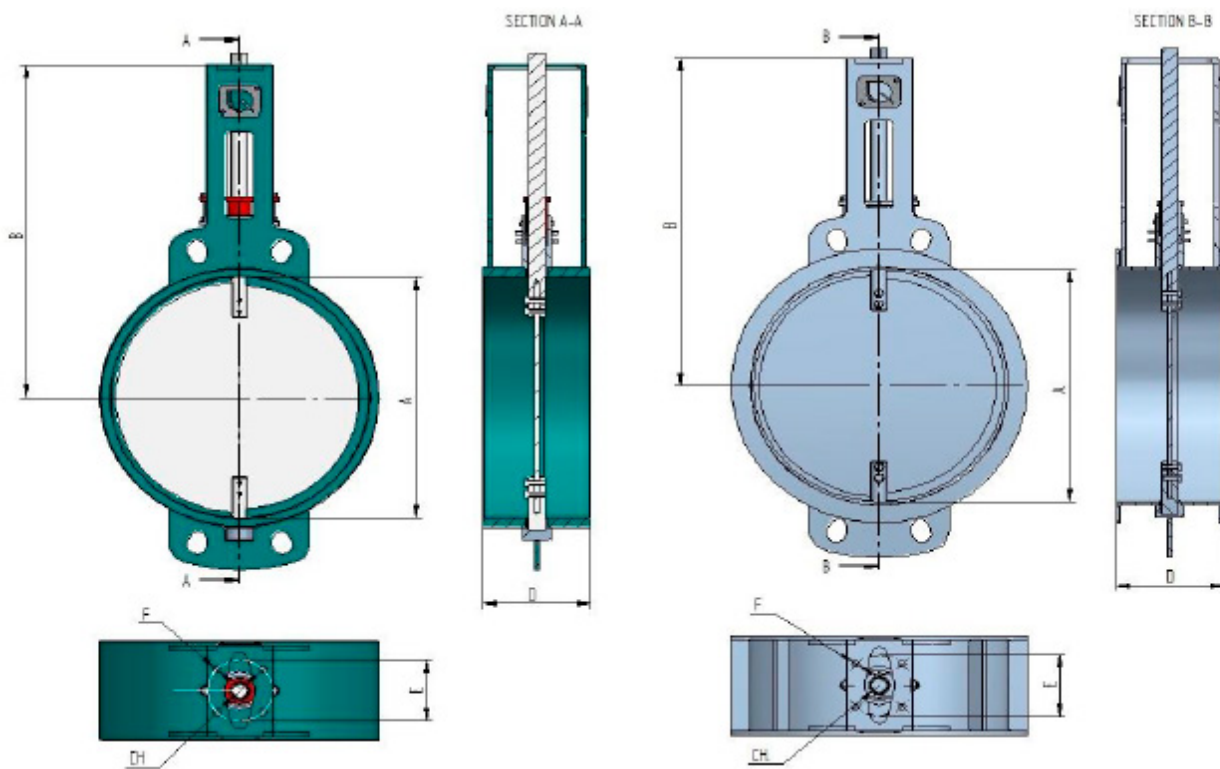
- Suitable for temperature up to 300 °C
- Max working pressure 3 bar



Dimensions in mm

DN	A	B	D	E	F	CH	Weight (Kg)
250	266	260	114	70 - F07	6,5	14X14	16,5
300	316	287	114	70 - F07	8,5	14X14	19
350	355	339	127	70 - F07	8,5	17X17	25
400	400	366	140	70 - F07	8,5	17X17	30
450	450	394	152	102 - F10	11	22X22	40
500	500	410	152	102 - F10	11	22X22	45
600	600	465	154	102 - F10	11	22X22	55
700	700	565	165	125 - F12	14	27X27	81
800	800	620	190	125 - F12	14	27X27	102
900	900	670	203	140 - F14	17	36X36	170
1000	1000	722	216	140 - F14	17	36X36	190

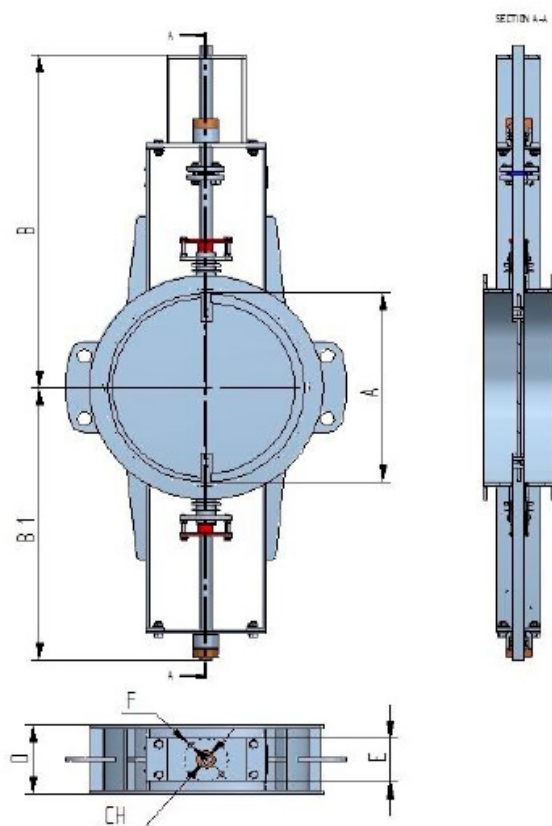
- Suitable for temperature up to 600 °C
- Max working pressure 3 bar



Dimensions in mm

DN	A	B	D	E	F	CH	Weight (Kg)
250	266	375	114	70 - F07	6,5	14X14	17
300	316	400	114	70 - F07	8,5	14X14	19,5
350	355	426	127	70 - F07	8,5	17X17	26,5
400	400	448	140	70 - F07	8,5	17X17	31,5
450	450	474	152	102 - F10	11	22X22	41,5
500	500	495	152	102 - F10	11	22X22	47
600	600	550	154	102 - F10	11	22X22	57
700	700	682	165	125 - F12	14	27X27	83
800	800	732	190	125 - F12	14	27X27	104
900	900	745	203	140 - F14	17	36X36	175
1000	1000	797	216	140 - F14	17	36X36	195

- Suitable for temperature up to 1000 °C
- Max working pressure 3 bar



Dimensions in mm

DN	A	B	B1	D	E	F	CH	Weight (Kg)
250	266	375	416	114	70 - F07	6,5	14X14	20
300	316	400	444	114	70 - F07	8,5	14X14	22
350	355	426	475	127	70 - F07	8,5	17X17	35
400	400	448	500	140	70 - F07	8,5	17X17	40
450	450	474	515	152	102 - F10	11	22X22	55
500	500	495	540	152	102 - F10	11	22X22	60
600	600	550	565	154	102 - F10	11	22X22	70
700	700	682	713	165	125 - F12	14	27X27	110
800	800	732	870	190	125 - F12	14	27X27	160
900	900	745	1120	203	140 - F14	17	36X36	230
1000	1000	797	1170	216	140 - F14	17	36X36	250

All the reported data are subject to be changed without notice.

form140918